



This Week's News

Up-date for Week of September 5th, 2020

Paving the Way for a Better Seaforth


Construction Update for the coming Week:

- Watermain connections at the Hwy 8 and Main Street intersection (**Water will be shut off during these connections, and notices will be sent out to those affected.**)
- Water service connections between John Street and Hwy 8 (**Short water interruption. Those affected will be notified.**)
- Electrical work between John Street and Hwy 8
- Window well modification between John Street and Hwy 8
- Watermain testing between Railway Street and Station Road
- Road building between Railway Street and Station Road
- Bell structure work between Railway Street and Station Road




Photograph Courtesy of Huron East


Keep in Mind
 "Downtown is Open for Business"



Be mindful of Speed Limits in Residential Areas



Access to Foodland via George Street (Library)



When you see the **flashing lights** of emergency vehicles while travelling on all roads, including the Detour Route **PLEASE PULL OVER**

FOODLAND PARKING LOT ACCESS


Entrance into the Foodland parking lot will continue by way of George Street (Seaforth Library).

Access to S. J. Fritzley Auto Repair, Janet's Cafe, Seaforth Car Wash and Rona Seaforth will also remain the same.

Watch for the yellow and black detour signs along Jarvis, Railway, Sills & Brantford Streets and Kippen Road to guide you.

DOWNTOWN PARKING

FREE Parking continues in municipal lots between John & Goderich Streets, behind Town Hall and Victoria Park. Watch for the **YELLOW & BLACK** directional parking signs, and the round green universal signs marked with a "P" to guide you. Some side street parking is also available. A **NEW PARKING LOT** is **also open** immediately east of Seaforth Plumbing & Heating at the corner of Goderich & Victoria Streets. While there, check out our newest mural "It's Time to Explore Your Backyard" sponsored by Ontario's West Coast Huron County's Cultural Services Department.





Don't Flush Trouble

Help! Stop Clogging Pipes, Don't Flush Wipes!

The label might say "flushable", but disposable wipes are clogging our sewer lines and damaging pumps and other equipment. Not only are these problems expensive to fix, but they can also cause raw sewage overflows into homes, businesses and local waterways.

Don't Flush Trouble - These Items Should **NOT** Go Down the Drain!

Wipes, even those that are labeled "flushable or disposable"

- This includes nursing and diaper pads, baby, personal, cleaning and facial wipes and paper towel.
- These items, despite their claims, do not disintegrate quickly enough in sewer systems causing clogs in sewer pipes and treatment plant machinery and cost taxpayers thousands of dollars in repairs and maintenance.

Medication

- Some medication can be broken down during the water treatment process, yet many drugs are able to pass unchanged through the process, directly entering the receiving environment.

Fats, Oils, Grease and Leftover Food

- Grease sticks to household and sanitary sewer pipes. Over time, grease build-up will block the entire pipe and result in raw sewage backing up into your home or overflowing into the street or waterway.
- Avoid use of garburators as they can cause overload of solids, requiring more chemical use for treatment and could contaminate the receiving environment.

Other Items Including:

- Band-aids and bandage wrappers
- Condoms
- Cotton balls, swabs and pads
- Dental floss and teeth whitening strips
- Hair
- Kitty Litter
- Mini and maxi pads
- Tampons and applicators
- Paint and other chemicals



**IT'S A TOILET,
NOT A
TRASH CAN!**

Flushing the wrong things down the toilet damages your household plumbing, your environment and the wastewater treatment system. If it isn't sewage or toilet paper, put it in the trash instead of the toilet.

Where should these items go?

Medications

Medications can be returned to pharmacies that participate in the medication return program. Inquire at your local pharmacy.

Wipes

Unfortunately, all wipes belong in the garbage; however, there are some environmentally friendly alternatives such as re-useable towels, mops and cloth diapers.

Fats, Oils and Grease (FOG)

After cooking, small amounts of FOG can be wiped off with a paper towel and placed in the compost before washing in the sink or dishwasher; larger amounts of FOG should be poured into a plastic container and brought to a local compost site.

Please check with your Municipality to determine if their facilities accept grease, if not dispose in the garbage.

You can use baskets or strainers in sink drains to catch food scraps and other solids; they can then be put in the compost. Remember to never put produce stickers down the drain.

Other items

Most of other items like band-aids, dental floss, condoms and feminine hygiene products should only be put in the trash.